

# Portable Level-Velocity Logger

Area-Velocity Flow Measurement in Open Channels and Pipes

## Level-Velocity Logger

### Stingray 2.0

Logs Level and Velocity  
for Flow Studies

Includes powerful  
Windows software for  
Flow analysis and reporting



## Measures Level, Velocity + Temperature in Open Pipes and Channels

### Portable, Battery-powered

This compact new meter operates on standard alkaline batteries for extended time periods to data log level, velocity and water temperature in open channels, partially full sewer pipes and surcharged pipes *without* a flume or weir. It is designed for municipal stormwater, combined effluent, raw sewage, irrigation water and stream flow.

### Streamlined Ultrasonic Sensor

Stingray 2.0 uses a hydrodynamic ultrasonic sensor to accurately measure both velocity and level in the channel. The submerged sensor has no moving parts and is resistant to fouling and corrosion.



[www.greyline.com](http://www.greyline.com)

# Portable Area-Velocity Meter

**Stingray 2.0** measures level and velocity in open channels or pipes. No calibration is required. The sensor is a completely sealed ultrasonic unit with no orifices or ports. It mounts inside the pipe or at the bottom of a channel. The watertight electronics enclosure is hung in the manhole or at a convenient location. Sensor, mounting bracket, batteries, software and cables are included with each Stingray.



Stingray Installed in a Stream Flow Application

## Powered by Standard Alkaline Batteries and Operates up to Four Years!

With 4 D-cell Alkaline batteries the Stingray 2.0 will operate up to 4 years! These low-cost batteries are available in stores everywhere and with an extremely low self discharge rate they will reliably power the energy-efficient Stingray 2.0 for the duration of your flow study.



## Stores 130,000 Data Points

Stingray 2.0 stores up to 130,000 data points including level, velocity and water temperature. Between readings it hibernates to conserve energy.

## USB Data Download

Connect your laptop or PC to the Stingray's USB output to view realtime level and velocity readings, view remaining logger and battery capacity and to set the Stingray 2.0 logging interval.

Logging Interval	Log Duration	Battery Life
10 sec	15 days	15 days
30 sec	45 days	45 days
1 min	3 months	3 months
2 min	6 months	6 months
5 min	1 year	1 year
10 min	2 years	2 years
15 min	3 years	3 years
30 min	4 years	4 years
60 min	4 years	4 years

## Greyline Logger Software

Powerful Windows software is included free with each Stingray 2.0. Use it to set the logger interval, to download log files and view Level, Velocity and water temperature readings in real-time.

Greyline Logger will display log files and flow rates in graph and table formats. It will generate flow reports including minimum, maximum and average flow, calculate flow totals, and convert between common measurement units.

Reporting is easy with Greyline Logger software - you can export charts as image files and export data to use in spreadsheet or database programs.

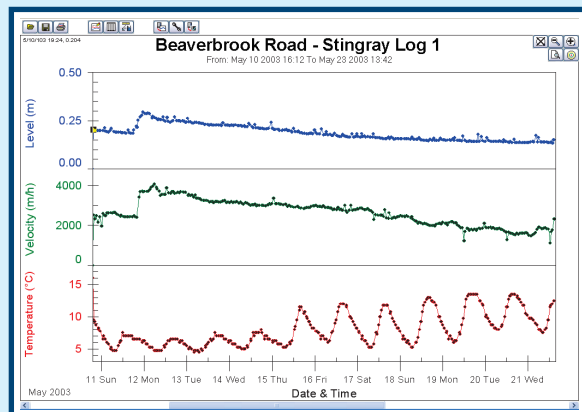
Retrieve a Log file  
from Stingray 2.0

+

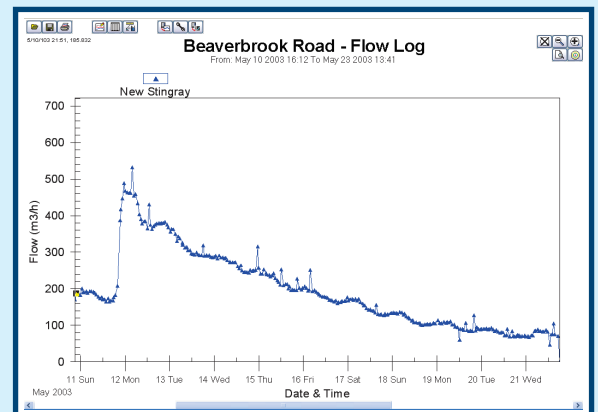
Click  
'Generate Flow Log'

=

Greyline Logger  
calculates Flow

A screenshot of the "Generate Flow Log" dialog box. It has a "Channel Type" dropdown menu set to "Round", a "Channel ID (m)" text box containing "1.800", and "OK" and "Cancel" buttons.

Calculate flow  
with Greyline  
Logger software



# Stingray 2.0 Specifications

## General Specifications

<b>Electronics Enclosure:</b>	Watertight, airtight, dust proof (IP 67) polycarbonate
<b>Accuracy:</b>	Level: $\pm 0.25\%$ of Range. Velocity: $\pm 2\%$ of Reading
<b>Display:</b>	LCD displays: Level, Velocity, Water Temperature, Battery and Memory capacity
<b>Operating Temp. (electronics):</b>	-4° to 140°F (-20° to 60°C)
<b>Instrument Set-up:</b>	via Greyline Logger software for Windows: Logging Time Interval, Site Name
<b>Logger Interval:</b>	10 sec (15 days), 30 sec (45 days), 1 min (3 months), 2 min (6 months), 5 min (1 year), 10 min (2 years), 15 min (3 years), 30 min (4 years) or 60 min (4 years)
<b>Data Logger Capacity:</b>	130,000 data points
<b>Power:</b>	4 Alkaline 'D' cell batteries
<b>Output/Communications:</b>	USB
<b>USB Cable:</b>	3 ft (1 m) shielded
<b>Software:</b>	Greyline Logger for Windows. Supports real-time monitoring, log file download and export, graph and data table presentation, level/velocity to flow conversion
<b>Approximate Shipping Weight:</b>	10 lbs. (4.5 kg)

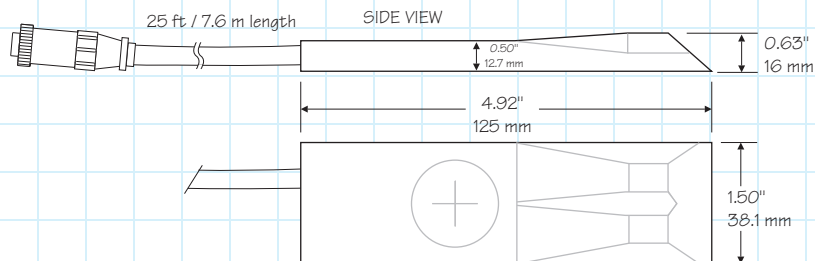
## QZ02L Sensor

<b>Velocity Measurement Range:</b>	0.1 to 12.5 ft/sec (0.03 to 3.8 m/sec) in fluids containing bubbles or solids with a minimum size of 100 microns and a minimum concentration of 75 ppm to act as acoustic reflectors
<b>Level Measurement Range:</b>	Minimum Head: 1 in (25.4 mm). Maximum Head: 15 ft. (4.5 m)
<b>Operating Temperature:</b>	5 to 175°F (-15 to 80°C)
<b>Exposed Materials:</b>	316 stainless steel, polyurethane, epoxy
<b>Sensor Cable:</b>	25 ft. (7.6 m) submersible polyurethane jacket, shielded, 3-coaxial
<b>Sensor Mounting:</b>	includes MB-QZ stainless steel mounting bracket
<b>Temperature Compensation:</b>	Automatic, continuous

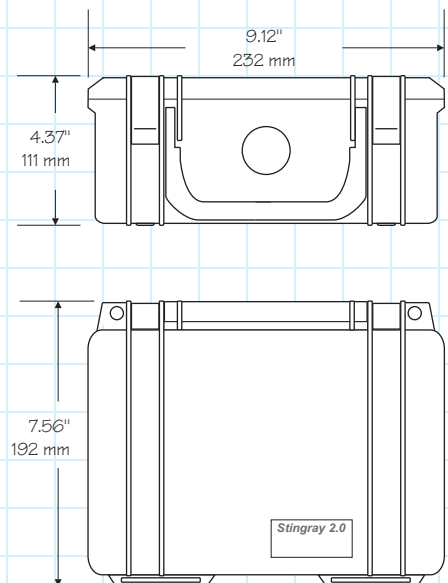
## Options

<b>Sensor Cable Extension:</b>	shielded 50 ft. (15 m) submersible, polyurethane jacket with watertight connectors
<b>Sensor Mounting Bands:</b>	Stainless steel sensor mounting bands for pipes from 6" to 72" (150 to 1800 mm)
<b>Extended Temperature Sensor:</b>	QZ02L-HT, CPVC construction rated to 175°F (80°C)

## Dimensions



QZ02L-UT-01-PS VELOCITY/LEVEL SENSOR



ELECTRONICS ENCLOSURE

# New Portable Level-Velocity Logger

## for Flow Surveys in Sewers, Streams and Open Channels

### Use Stingray 2.0 for:

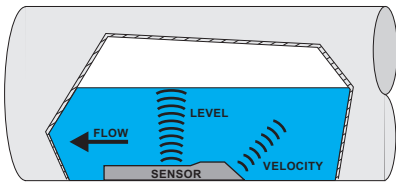
- **Flow Surveys**
- **Inflow & Infiltration Studies**
- **CSO Monitoring**
- **Stormwater Runoff**
- **Irrigation Water**
- **Permit Compliance**
- **Wastewater Treatment Plant Flow Studies**

### **Easy to Operate**

No calibration is required. Just install the sensor at the bottom of the pipe or channel and the Stingray 2.0 logs level and velocity readings. Use Greyline Logger software (included) to set the logging interval, and to view readings in real-time on your laptop or PC. Stingray 2.0's built-in LCD display lets operators check level and velocity rates, remaining battery life and logger memory.

### **Built-in Display for Operator Confidence**

Operators can check operation with the built-in LCD bar graph display. It scrolls through level, velocity and temperature readings, plus remaining battery and logger storage capacity. The display turns off automatically after 60 seconds to conserve battery power.



SUBMERGED ULTRASONIC SENSOR  
MEASURES LEVEL AND VELOCITY

### **How it Works**

The sensor transmits ultrasonic pulses that travel through the water and reflect off the liquid surface. To monitor water level, the Stingray 2.0 precisely measures the time it takes for echoes to return to the sensor.

Velocity is measured with an ultrasonic signal continuously injected into the flow. This high frequency sound is reflected back to the sensor from particles or bubbles suspended in the liquid. If the fluid is in motion, the echoes return at an altered frequency proportionate to flow velocity. The Stingray 2.0 uses this Doppler frequency shift to accurately calculate flow velocity.

### **How to Order**

Contact a Greyline sales representative in your area or phone one of our sales engineers. Describe your requirements and receive our prompt quotation.

### **Applications Support**

Take advantage of Greyline's applications experience. Phone toll free 1-888-473-9546 for advice on applications, installation or service for Greyline instruments.

### **No Risk Appraisal**

The Stingray 2.0 Level-Velocity Meter must meet your requirements. Discuss your application with a Greyline representative to arrange a performance test.

### **The Greyline Guarantee**

Quality of Materials and Workmanship - Each instrument manufactured by Greyline is warranted against defects in materials and workmanship for a period of one year from date of purchase. Refer to our limited warranty included with each product.



USA: 11451 Belcher Road South, Largo FL 33773  
Tel: 315-788-9500 / 888-473-9546 Fax: 315-764-0419  
Canada: 16456 Sixsmith Dr., Long Sault, Ont. K0C 1P0  
Tel: 613-938-8956 / 888-473-9546 Fax: 613-938-4857  
Internet: [www.greyline.com](http://www.greyline.com) E-mail: [info@greyline.com](mailto:info@greyline.com)