

TECHNICAL SPECIFICATIONS

Electrical features

Power supply	48...400 Vac 50/60 Hz
Power consumption	6 VA: (0,5 VA without activated beacons)
Type of output	Frequency (pulses)
Output features	See annex
Relay output (optional)	250 Vac / 3A

Measurements

Range	3-180 km/h
Starting speed	8 km/h
Survival speed	200 km/h

General Features

Bearings	Stainless steel X65Cr13
Type of connection	10 m cable (3x1,5mm ²)
Sound power level	115 dB
Yellow beacon luminous intensity	>100 cd
Red beacon luminous intensity	>80 cd
Magnet holding power	<90 kg
Weight (with a 10 m cable)	3 kg
Weight (with no cable)	600 g
Dimensions	195x150x270 mm
Working temperature (ice free)	-20°C +60°C
EMC	EN 61000-6-2:2001 EN55022:2001, Class B
Protection	IP55 (UNE 20324:1993) IK08 (UNE-EN 50102:1996)

REFERENCES AND ACCESSORIES

References

0106010211	SAG-105WR NE
0106010215	SAG-105WR OUT.PULSES OUT.RELAY NE
0106010216	SAG-105WR OUT.PULSES NE
0106010217	SAG-105WR OUT.PULSES OUT RELAY NE (no cable)
0106010219	SAG-105WR NE (no cable)
0106010207	SAG-105WR INPUT 12Vdc
0106010208	SAG-105WR INPUT 24Vdc
0106010209	SAG-105 WR INPUT 24Vdc OUT.PULSES OUT. RELAY
0106010210	SAG-105 WR INPUT 12Vdc OUT.PULSES OUT. RELAY

*For other references, please contact us.



Electronics at the
service of industry

SAG-105WR

SAG105 range of IED Electronics.
Anemometric alarm for cranes.

Wind speed sensor with sound and light alarms. Designed in accordance with ITC MIE-AEM-2, from the elevation and maintenance apparatus regulations regarding tower cranes in construction works and other applications.

Measuring range up to 180 km/h

Beacon with sound and light alarm included

Stainless steel bearings

Power supply: from 48 to 400Vac



IED Electronics Solutions S.L.
Pol. Plazaola E 6, 31195 Aizoáin. Navarra (Spain)
www.iedelectronics.com
info@iedelectronics.com



Certificado E201129

OPERATION

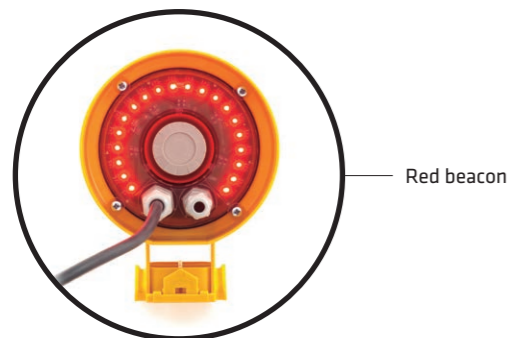
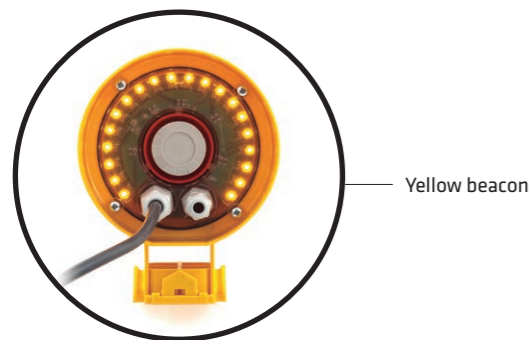
The device performs under the ITC MIE-AEM-2 guidelines. Intermittent pre-alarm activation at 50km/h and continuous alarm activation at 70km/h.

The unit includes the possibility of reducing the alarm trigger values to increase safety.

The pre-alarm intermittently activates the yellow beacon light and the siren. It is activated when the wind speed is between the chosen values, normally 50 km/h – 70 km/h.

The continuous alarm activates the red beacon light and the siren when the wind speed exceeds the maximum value (normally 70km/h). The alarm latching can be configured so that it can only be deactivated by cutting off the power supply.

SAG-105WR is supplied with a 3x1.5 1000 V cable according to Low Voltage Regulations. IED's design and production process are in accordance with ISO 9001.



POWER SUPPLY

- SAG-105WR is supplied with a 3x1.5 1000 V cable according to Low Voltage Regulations. IED's design and production process are in accordance with ISO 9001.

- Range power supply: from 48 to 400Vac.


ANEMOMETRIC SENSOR



The device is a single and compact set that consists of a wind sensor, the electronics and a sound and light beacon. It requires minimal installation.


FIXATION (CLAMPS AND MAGNETS SUPPLIED)

Clamps fixation



Zinc plated steel clamps that can be fixed to irregular parts measuring up to 63 x 45 mm.

Magnets fixation



Fixation magnets for flat ferromagnetic surfaces. The magnet fixation system can support up to 90 kg.

OTHER OPTIONS

Wind tunnel calibration certificate

An individualized certificate for each device is provided.

Pulses output

The device can be supplied with a pulses output to be connected to a display or a PLC (please, see our WM44 range displays).

Integration with remote control

Suitable to view wind speed on the remote control.

Relay output

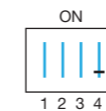
To drive other mechanisms or alarm signals. Crane power supply automatic cut-off when the alarm is triggered is not recommended since it might lead to overstress in the crane structure.

ALARM AND PRE-ALARM ADJUSTMENT

Default configuration: [Sw1 OFF], [Sw2 OFF], [Sw3 OFF], [Sw4 OFF].



Switch 1
(ON) Continuous alarm latching.
(OFF) Non-latching.



Switch 4
Factory adjusted. Must NOT be manipulated.

Switches 2 and 3 configure the values of the alarm and pre-alarm.

Switch Configuration	Pre-alarm	Alarm	Description
ON 1 2 3 4	50km/h	70km/h	Pre-alarm. It activates intermittently the yellow beacon light and the siren. Activation at 50 km/h. Alarm. It activates the red beacon light and the siren permanently. Activation at 70 km/h. <i>This configuration meets the requirements of ITC MIE-AEM-2.</i>
ON 1 2 3 4	40km/h	61km/h	Pre-alarm. It activates intermittently the yellow beacon light and the siren. Activation at 40 km/h. Alarm. It activates the red beacon light and the siren permanently. Activation at 61 km/h. <i>This configuration meets the requirements of CPA Tower Crane Interest Group TIN 020.</i>
ON 1 2 3 4	30km/h	40km/h	Pre-alarm. It activates intermittently the yellow beacon light and the siren. Activation at 30 km/h. Alarm. It activates the red beacon light and the siren permanently. Activation at 40 km/h.
ON 1 2 3 4	42km/h	70km/h	Pre-alarm. It activates intermittently the yellow beacon light and the siren. Activation at 42 km/h. Alarm. It activates the red beacon light and the siren permanently. Activation at 70 km/h.