


ARTIQ 235

Class A Power Quality Analyser for Smart Grids

ARTIQ 235 is an advanced compact power quality monitor for smart grids, distribution network monitoring, heavy duty industrial automation and larger energy management projects. Extremely precise power monitor and energy meter in combination with embedded data logger and event recorder makes it an ideal solution for higher added value projects. Display-less version is available for tough and demanding environments.

ARTIQ is equipped with Ethernet communication interface, USB and RS 485 serial line. Configuration and data management are provided with ENVIS application. In combination with ENVIS.Online service the archived data can be periodically stored to the SQL database and automatically processed.

Standards: measures according to EN 61000-4-30 ed. 3 **Class A**, EN 61000-4-7 ed. 2 class I, EN 61000-4-15 ed. 2.0 F1, reports power quality according to EN 50160 ed3, active energy measures in IEC 62053-22 class 0.2S, reactive in IEC 62053-22 class 2, conforms to IEC EN 61557-12.



Key features:

- three independent voltage and four current inputs continuously sampled at 28 kHz/ch.
- precise active and reactive energy, 3 TOU tariffs, three- and single-phase meter readings
- embedded RS-485, Ethernet and USB interface
- IEC 61557-12: voltage and current in class 0.1, active power class 0.2, reactive class 2
- low consumption and heat dissipation, wide range operating temperature
- LCD display as option
- input for Pt100 temperature sensor

Standard

INPUTS 3U, 4I	MEASUREMENT U,I,P,Q	PF,cos,THD	+/- Wh,varh	HARMONICS 128	SAMPLING 28kHz	CURRENT INPUT X/5A
INPUTS OUTPUTS 4xDIGI	INPUTS Pt100	STANDARDS class 0.2S IEC 62053-22	STANDARDS IEC 61557-12	STANDARDS EN 50160	FLASH 512MB	MEASUREMENT RCM
RS485	MODBUS	ETH	WEBSERVER	NTP	USB	SUPPLY 230V

Optional

STANDARDS
class A
IEC 61000-4-30

Technical specifications

METERING	Voltage (ULN, ULL)	U1, U2, U3, U12, U23, U31 [act, avg, avg _{max} , avg _{min}]
	Current (I)	IL1, IL2, IL3, ILN, I _{rcm} [act, avg, avg _{max} , avg _{min}]
	Power (P)	P1, P2, P3, 3P (import, export, total, 1 st harmonic) [act, avg, avg _{max} , avg _{min}]
	Reactive Power (Q)	Q1, Q2, Q3, 3Q (import, export, total, 1 st harmonic) [act, avg, avg _{max} , avg _{min}]
	Apparent Power (S)	S1, S2, S3, 3S [act, avg, avg _{max} , avg _{min}]
	Harm. Distortion Power (D)	D1, D2, D3, [act, avg, avg _{max} , avg _{min}]
	Power Factor (PF), cosφ	PF1, PF2, PF3, 3PF, cosφ1, cosφ2, cosφ3, 3cosφ [act, avg, avg _{max} , avg _{min}]
	Symmetrical Components	zero, negative and positive sequence components of voltage and current
	Unbalance Factor	unbl, unblU, φ _{nsI}
	Voltage THD (THDU)	THDU1, THDU2, THDU3, THDU12, THDU23, THDU31
	Current THD (THDI)	THDI1, THDI2, THDI3, THDIN
	Individual Harmonics	Harmonics 1 st to 127 th of Voltage and Current and their angles
	Fundament. Harmonic (U _{fh} , I _{fh})	U1fh, U2fh, U3fh, I1fh, I2fh, I3fh, INfh
	Frequency (f)	f
	Active Energy	class 0.2S (62053-22), import/export, per phase, per tariff, total
	Reactive Energy	class 2 (62053-23), 4 quadrants, per phase, per tariff, total
DATALOG.	Main Archive	min., max., avg. values of ULN, ULL, I, P, Q, S, D, THDU, THDI, f, Avg. values of harmonics and their angles, U _{fh} , I _{fh} , Symmetrical components, Unb. factors, state of I/Os
	Electricity Meter Readings	Active and reactive imp. and exp. energy per phase (L1, L2, L3) and per tariff (T1, T2, T3)
	Voltage Event logging	Yes
	Waveforms recording	optional firmware module General Oscillogram
OTHERS	Alarms	Logical functions, under/over limit of U, I, P, Q, S, unbl, THD, cos, f
	Inputs/Outputs	4 universal DIO, input for Pt100
	Memory Size	512MB
	RTC	seconds, minutes, hours, days, months, years
	Communication	RS485, Ethernet, USB

POWER	aux. voltage	U: 75 ÷ 275 V _{AC} / 75 ÷ 300 V _{DC}	I/O	D	voltage levels	U _L < 3 V, U _H > 7 V, U _{MAX} = 30 V
	power	10 VA / 5 W		I	input current	5 mA @ 12V / 13 mA @ 24V
INPUT	meas. cat.	CAT III / 300 V	OTHER	TEMP	SSR ratings	100 V _{AC/DC} , 100 mA
	meas. range	3 ÷ 1470 V _{AC} / 3 ÷ 850 V _{AC} (In/ph)			operating	-20 ÷ 60°C, <95% non-condens.
	input impedance	3,9 MΩ (L _i ↔N)		EMC	storage	-30 ÷ 80°C, <95% non-condens.
	connection	wye, delta, aron			emission	EN 61000 – 4 – 2, 3, 4, 5, 6, 11
	overload	1300 V _{AC} (perm.), 2210 V _{RMS} (1s)			immunity	EN 55011 - class A, EN 55022 - class A
CURRENT	meas. range	0,0005 ÷ 2 × I _{NOM}			protect. rating	IP 20
	overload	3 × I _{NOM} (perm.), 5 ÷ 20 × I _{NOM} (1s)			dimensions	108W × 98H × 62D mm / 0,3 kg

COMMUNICATION	RS-485 galvanically isolated KMBLong, MODBUS RTU protocols 2400 ÷ 921600 baud	ACCURACY (IEC 61557-12)	voltage	0.1
	Ethernet KMBLong, MODBUS TCP protocols		current	0.1
	USB 2.0 KMBLong, MODBUS RTU protocols Connector type Mini-B		active power	0.2
			reactive power	1
			apparent power	0.5
			PF, cosφ	0.5
			frequency	0.02
			active energy	0.5
			reactive energy	2
			harm. and THD	1
			unbalance	0.2
			flicker	2 (F3/F1)

Ordering options

	ARTIQ 235	U	X/5A	E
Instrument model				
	ARTIQ 235 = Class A instrument series, 3U, 4I, RCM			
	ARTIQ 235D = Class A instrument series, 3U, 4I, RCM, LCD			
Auxiliary power supply				
	U = 75 V ÷ 275 VAC, 75 V ÷ 350 VDC			
Current inputs				
	X/5A = input for 5A AC and 1A AC MTP (indirect measurement) + 1xRCM			
Communication interface				
	E = Ethernet interface, RS485, USB			

Optional firmware modules

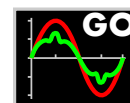
PQ A module

Enables detailed evaluation of power quality according to the EN 50160 into a separate PQ Main archive. It includes flicker, voltage and current inter-harmonics, a RCS voltage level and voltage events - dips, swells and interruptions. Special Modbus registers are activated so that the supervising SCADA system can continuously monitor the live PQ status.



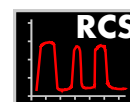
GO module

Module for detection and precise recording of various waveform distortions. This module records the so called oscillograms of voltages and currents in extended detail, capacity and trigger options into the flash memory.



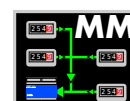
RCS module

The RCS module (ripple control signal or mains voltage) activates an ability to detect, evaluate, decode and store RCS messages transmitted over the distribution network. It precisely measures voltage on the selected frequency and stores the extracted information.



MM Module

The Modbus Master module enhances instruments data logging abilities. By using this module you can configure the instrument to read and store any Modbus registers from any instruments of any manufacturer connected to it's RS-485 line.

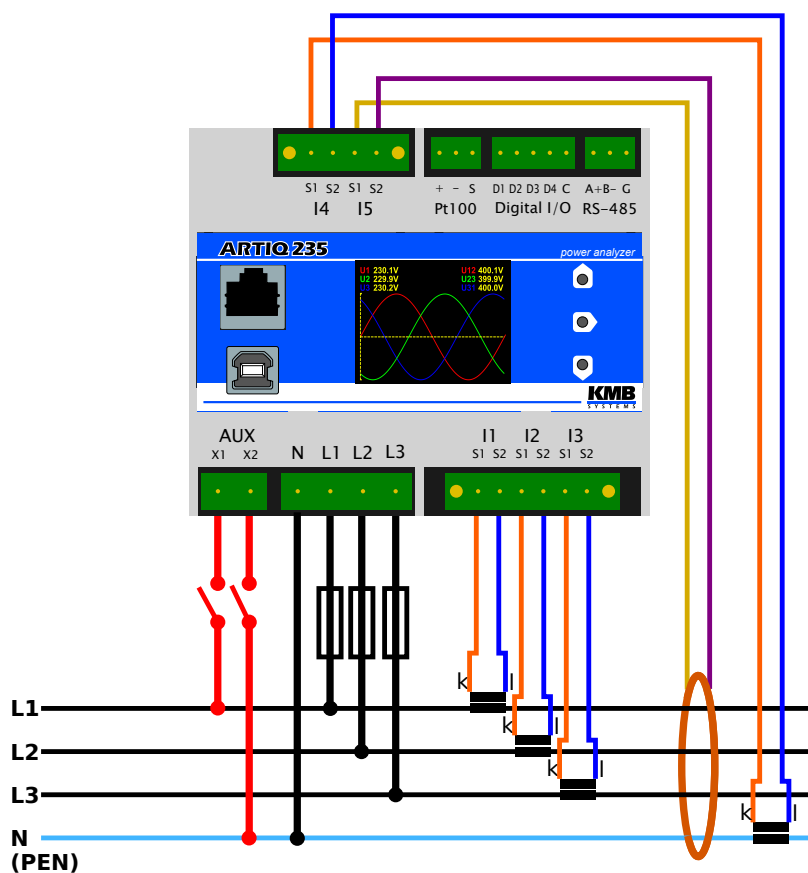


ES Module

The Ethernet to Serial module makes gateway between Ethernet and serial line (RS-485). By using this module you can access your RS-485 instruments over Ethernet.



Typical connection schema



Mechanical dimensions

